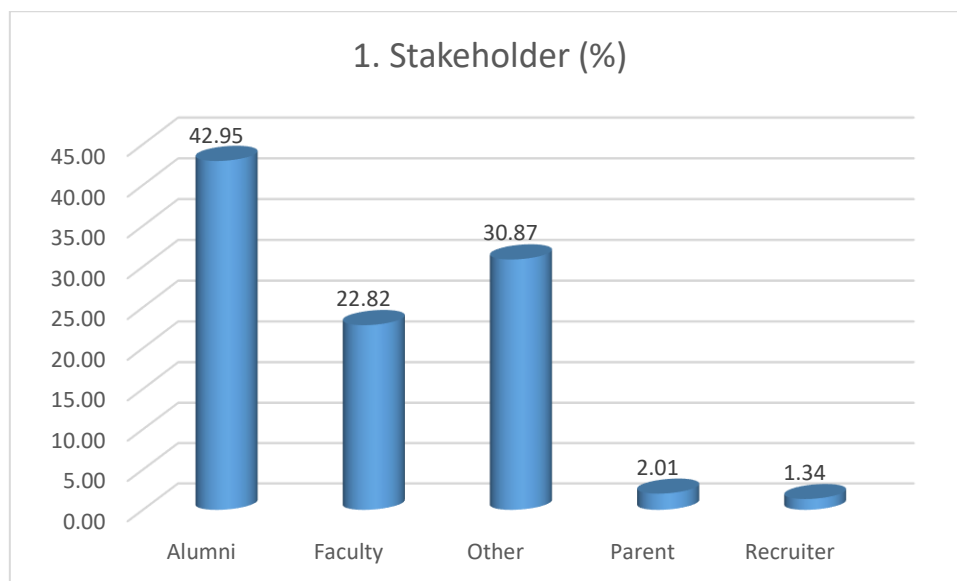


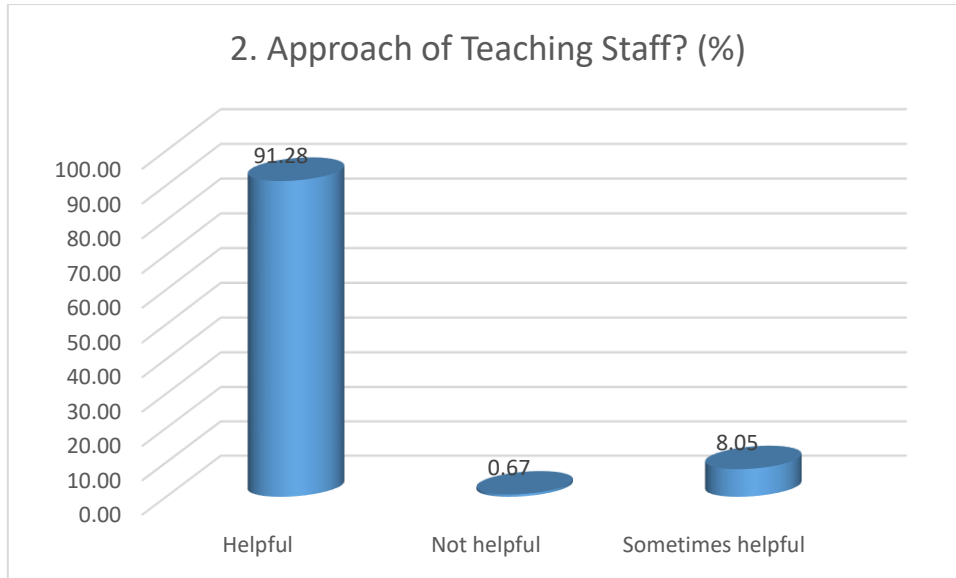
## Analysis of Feedback data obtained from various Stake holders of L.D. Arts College.

1. Stakeholder		
	Frequency	Percent
Alumni	64	42.95
Faculty	34	22.82
Other	46	30.87
Parent	3	2.01
Recruiter	2	1.34
Total	149	100.00



In all out of 149 respondents 64 i.e. 42.95 % were Alumni, 34 i.e. 22.82 % were Faculty, 46 i.e. 30.87 % were Other, 3 i.e. 2.01 % were Parents and 2 i.e. 1.34 % were Recruiter.

Approach of Teaching Staff?		
	Frequency	Percent
Helpful	136	91.28
Not helpful	1	0.67
Sometimes helpful	12	8.05
Total	149	100.00

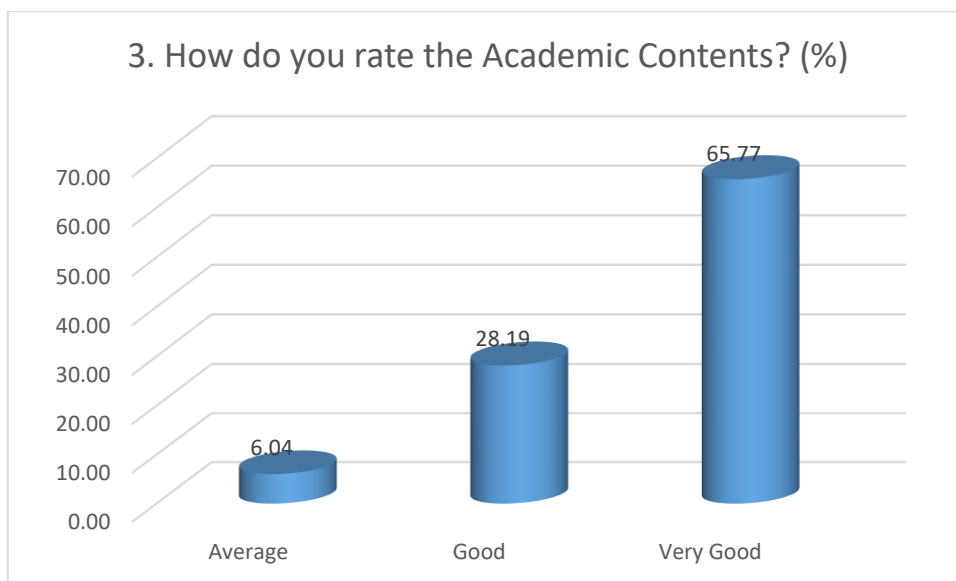


In all 149 respondents were asked the question- Approach of Teaching Staff? In answer to this question

136 i.e., 91.28 % replied Helpful, 1 i.e., 0.67 % replied Not helpful and 12 i.e. 8.05 % replied Sometimes helpful.

That means most of the students (91.28%) replied that the faculties are Helpful.

How do you rate the Academic Contents?		
	Frequency	Percent
Average	9	6.04
Good	42	28.19
Very Good	98	65.77
Total	149	100.00

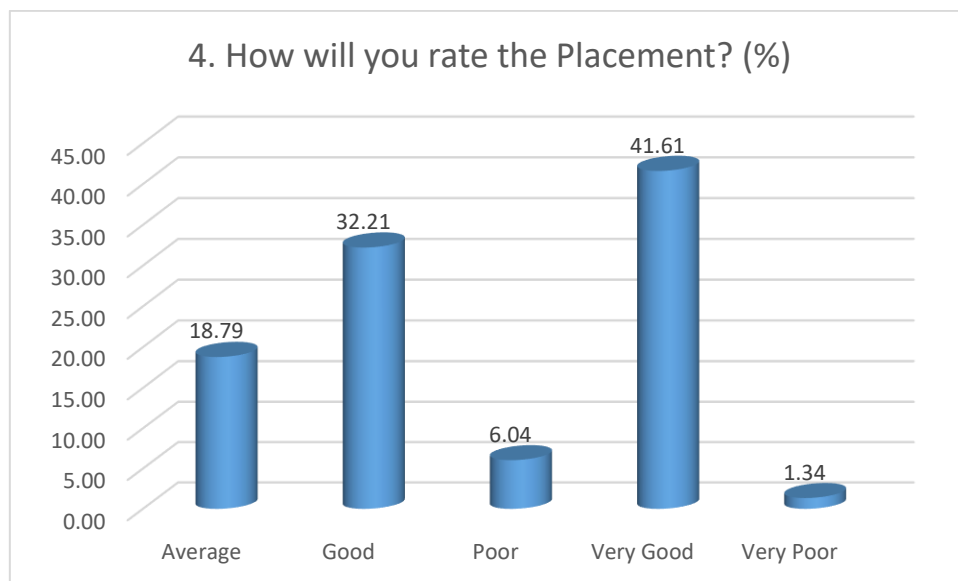


In all 149 respondents were asked the question- How do you rate the Academic Contents? In answer to this question

9 i.e., 6.04 % replied Average, 42 i.e., 28.19 % replied Good and 98 i.e., 65.77 % replied Very Good.

That means 93.96% respondents responded that the Academic Content was above Good.

How will you rate the Placement?		
	Frequency	Percent
Average	28	18.79
Good	48	32.21
Poor	9	6.04
Very Good	62	41.61
Very Poor	2	1.34
Total	149	100.00

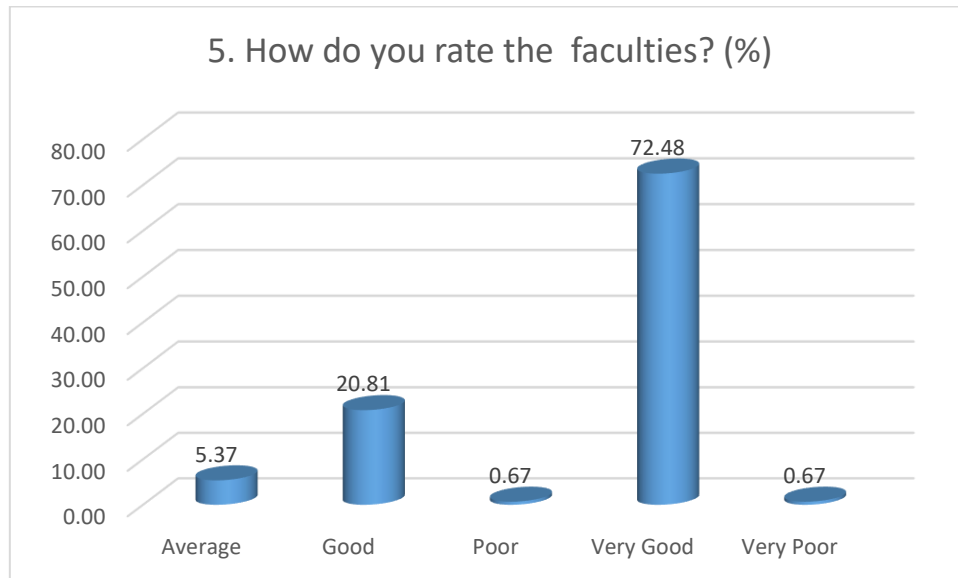


In all 149 respondents were asked the question- How will you rate the Placement? In answer to this question

28 i.e., 18.79 % replied Average, 48 i.e. 32.21 % replied Good, 9 i.e. 6.04 % replied Poor, 62 i.e. 41.61 % replied Very Good and 2 i.e. 1.34 % replied Very Poor. Although, 73.82% responded above Good on Placement.

How do you rate the faculties?		
	Frequency	Percent
Average	8	5.37
Good	31	20.81
Poor	1	0.67

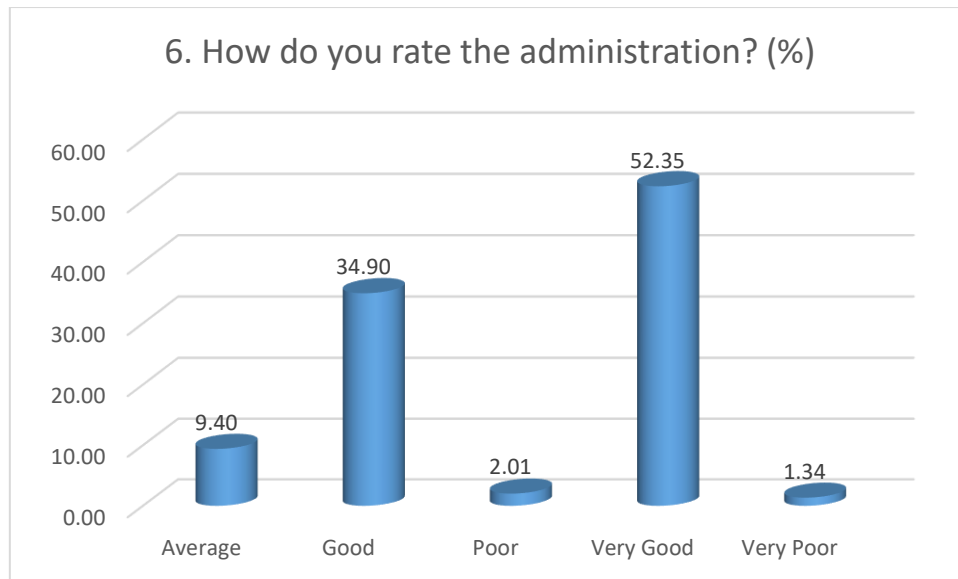
Very Good	108	72.48
Very Poor	1	0.67
Total	149	100.00



In all 149 respondents were asked the question- How do you rate the faculties? In answer to this question 8 i.e., 5.37 % replied Average, 31 i.e., 20.81 % replied Good, 1 i.e., 0.67 % replied Poor, 108 i.e., 72.48 % replied Very Good and 1 i.e. 0.67 % replied Very Poor.

This means, that 93.29% of the respondents have rated the Faculties as Good or above Good.

How do you rate the administration?		
	Frequency	Percent
Average	14	9.40
Good	52	34.90
Poor	3	2.01
Very Good	78	52.35
Very Poor	2	1.34
Total	149	100.00

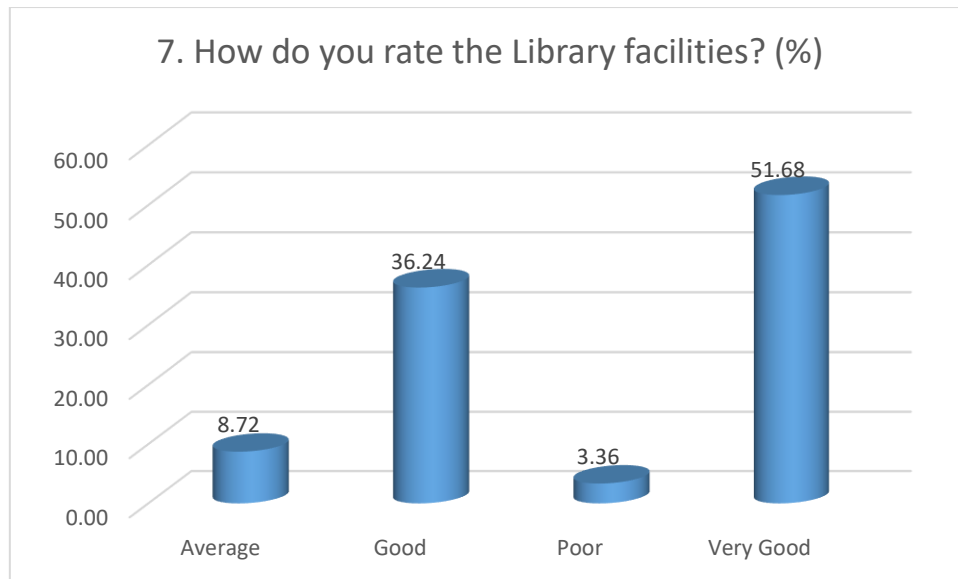


In all 149 respondents were asked the question- How do you rate the administration? In answer to this question

14 i.e., 9.4 % replied Average, 52 i.e., 34.9 % replied Good, 3 i.e., 2.01 % replied Poor, 78 i.e., 52.35 % replied Very Good and 2 i.e., 1.34 % replied Very Poor.

Hence, it is deduced that 87.25% respondents have rated Administration above Good.

How do you rate the Library facilities?		
	Frequency	Percent
Average	13	8.72
Good	54	36.24
Poor	5	3.36
Very Good	77	51.68
Total	149	100.00

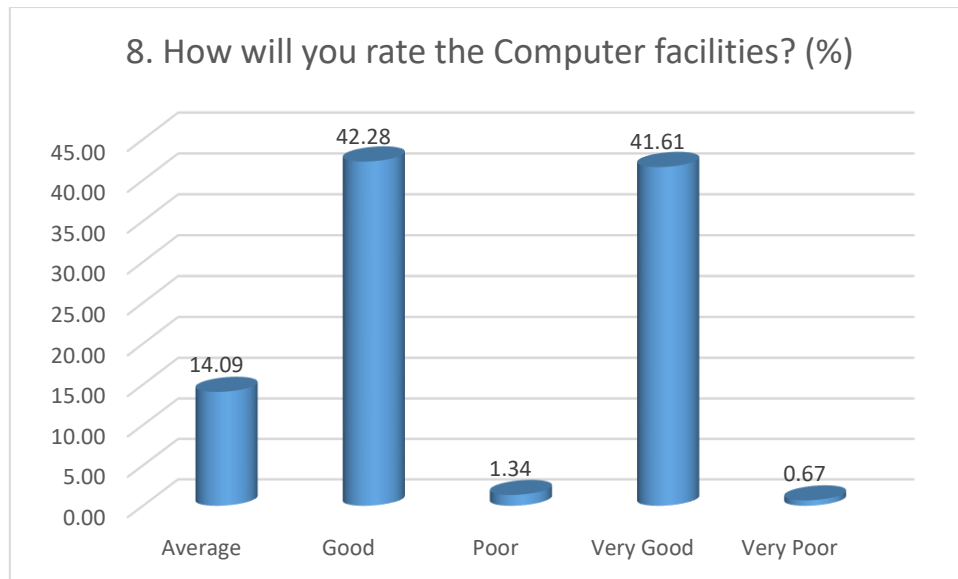


In all 149 respondents were asked the question- How do you rate the Library facilities? In answer to this question

13 i.e., 8.72 % replied Average, 54 i.e., 36.24 % replied Good, 5 i.e., 3.36 % replied Poor and 77 i.e., 51.68 % replied Very Good.

Thus, 87.92% respondents opined that Library facilities are above Good.

How will you rate the Computer facilities?		
	Frequency	Percent
Average	21	14.09
Good	63	42.28
Poor	2	1.34
Very Good	62	41.61
Very Poor	1	0.67
Total	149	100.00

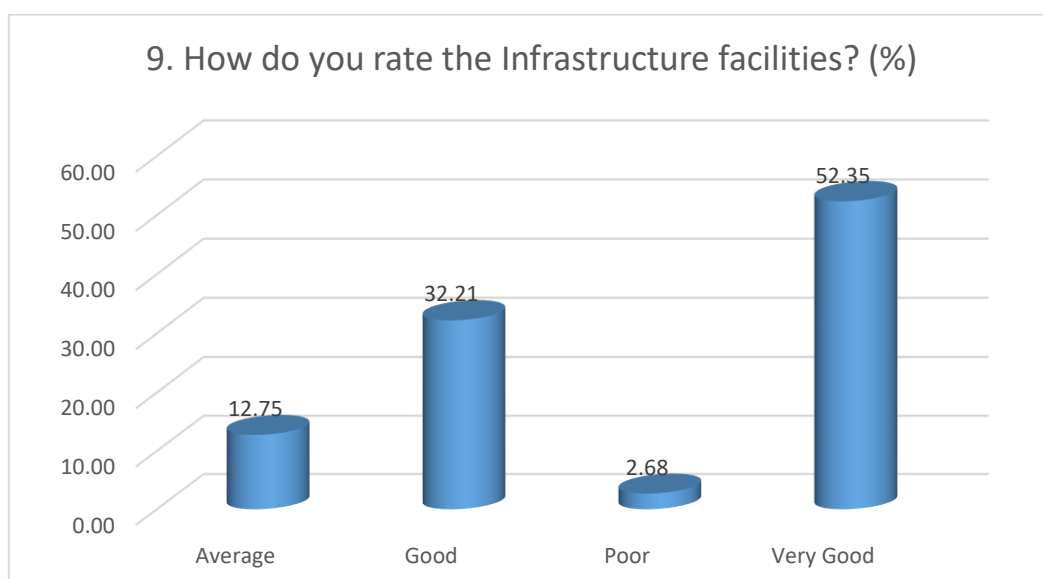


In all 149 respondents were asked the question- How will you rate the Computer facilities? In answer to this question

21 i.e., 14.09 % replied Average, 63 i.e., 42.28 % replied Good, 2 i.e., 1.34 % replied Poor, 62 i.e., 41.61% replied Very Good and 1 i.e., 0.67 % replied Very Poor.

That means 83.89% respondents replied above Good on Computer Facilities.

How do you rate the Infrastructure facilities?		
	Frequency	Percent
Average	19	12.75
Good	48	32.21
Poor	4	2.68
Very Good	78	52.35
Total	149	100.00

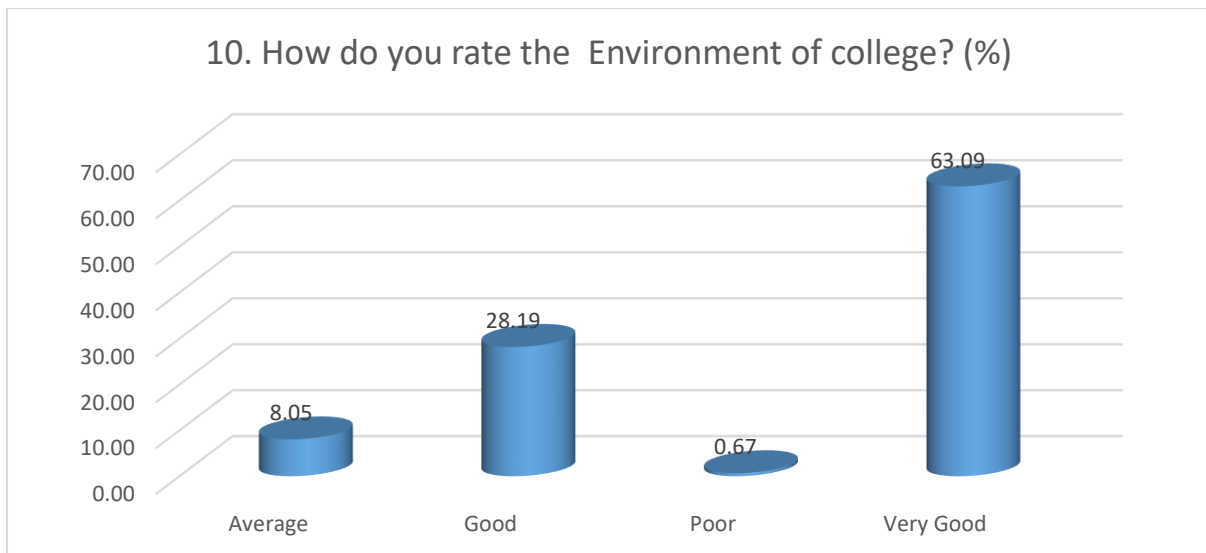


In all 149 respondents were asked the question- How do you rate the Infrastructure facilities? In answer to this question

19 i.e., 12.75 % replied Average, 48 i.e., 32.21 % replied Good, 4 i.e., 2.68 % replied Poor and 78 i.e., 52.35 % replied Very Good.

Hence, 84.56% respondents rated Infrastructure Facilities above Good.

How do you rate the Environment of college?		
	Frequency	Percent
Average	12	8.05
Good	42	28.19
Poor	1	0.67
Very Good	94	63.09
Total	149	100.00



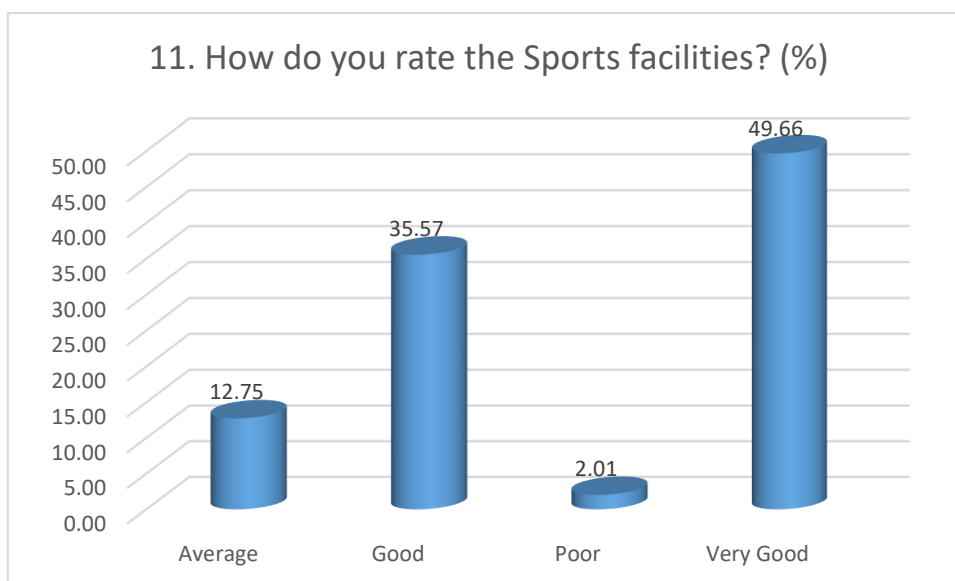
In all 149 respondents were asked the question- How do you rate the Environment of college? In answer to this question

12 i.e., 8.05 % replied Average, 42 i.e., 28.19 % replied Good, 1 i.e., 0.67 % replied Poor and 94 i.e., 63.09 % replied Very Good.

Thus, 91.28% respondents believed that environment of the college is above Good.

How do you rate the Sports facilities?		
	Frequency	Percent
Average	19	12.75
Good	53	35.57
Poor	3	2.01
Very Good	74	49.66



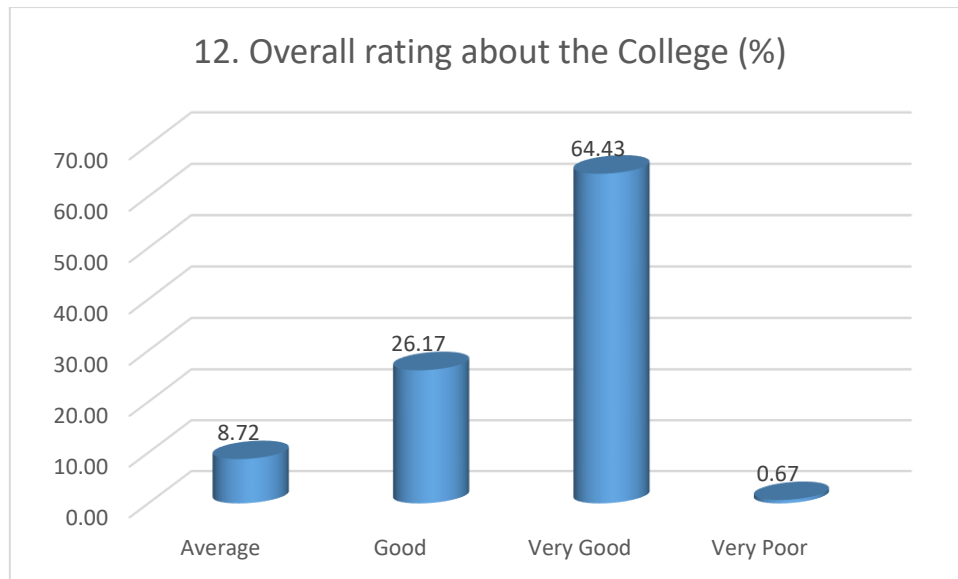


In all 149 respondents were asked the question- How do you rate the Sports facilities? In answer to this question

19 i.e., 12.75 % replied Average, 53 i.e., 35.57 % replied Good, 3 i.e., 2.01 % replied Poor and 74 i.e., 49.66 % replied Very Good.

Hence, it can be deduced that 85.23% respondents believed that Sports facilities are above Good.

Overall rating about the College		
	Frequency	Percent
Average	13	8.72
Good	39	26.17
Very Good	96	64.43
Very Poor	1	0.67



In all 149 respondents were asked the question- “Overall rating about the College” In answer to this question

13 i.e., 8.72 % replied Average, 39 i.e., 26.17 % replied Good, 96 i.e., 64.43 % replied Very Good and 1 i.e., 0.67 % replied Very Poor.

Thus, it is clear that 90.60% respondents replied that the Overall Rating of the College is Very High.